

Name: _____



3rd Grade Homework Packet

Quarter 3 / Week 7

The assigned homework is meant to increase student confidence and build foundational skills. This is one of the many ways we hope to keep the home to school connection strong.

Math Practice:

- Twice per week, students will receive an opportunity to practice what we are currently learning in the classroom.
- One night per week will be focused on strengthening your child's basic fact foundational knowledge. This will help support the grade level content we will be learning in the classroom. Although this is assigned once per week, it is encouraged to continually find opportunities to practice briefly throughout the week.

Reading:

Students will read the attached reading material for the week. They may read it over several nights if needed. Then students must answer the comprehension check questions that follow. They can go back in the text to help them answer. This follows what we are doing in the classroom. They may also look up unfamiliar words and discuss the strategies on the sides of the passages.

Students are still encouraged to read each night for 20 minutes. However, instead of completing the reading log, students may write to their teacher about what they have read. Students can also use the attached reading material as part of the 20 minutes for one night.


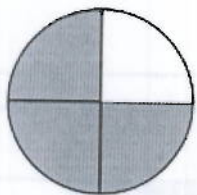
Please return packet at the end of the week.

1. Compare with Circles

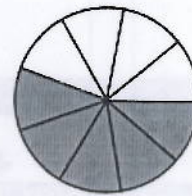

Name _____

Write a number sentence that describes each pictured example. The number sentence should use one of the symbols $<$, $>$, or $=$.


1.



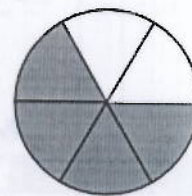
2.



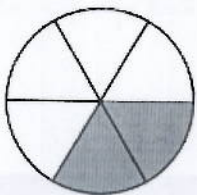
3.



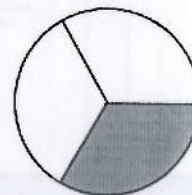

4.



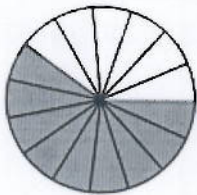
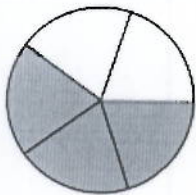
5.



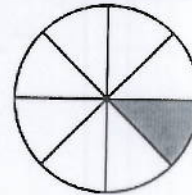
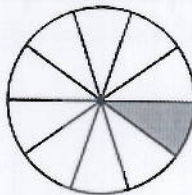
6.





7.



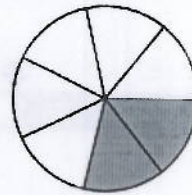

8.



9.



10.

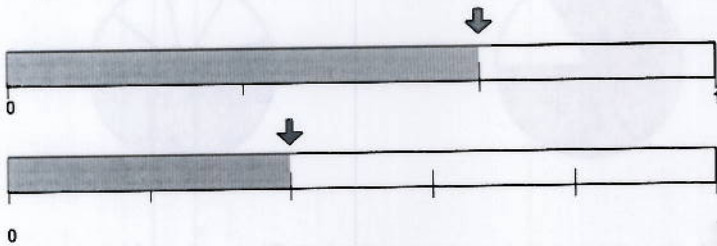


2. Compare with Lines

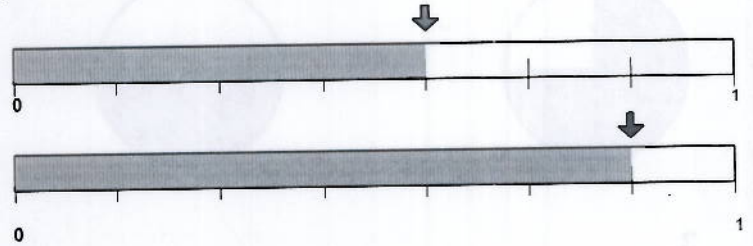
Name _____

Write a number sentence that describes each pictured example. The number sentence should use one of the symbols $<$, $>$, or $=$.

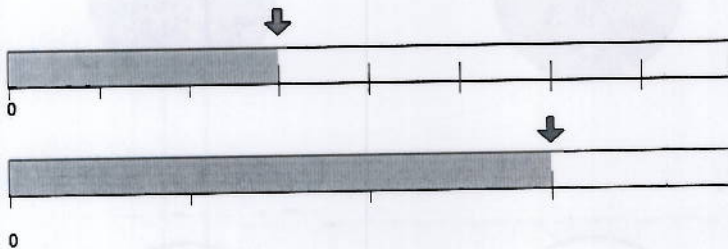
1.



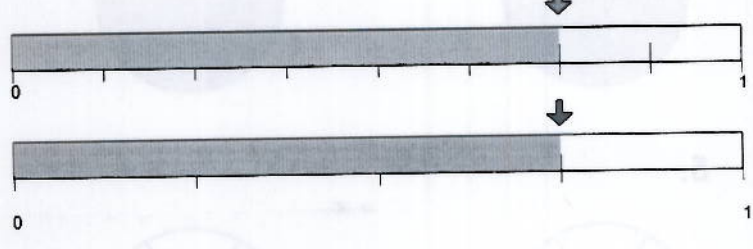
2.



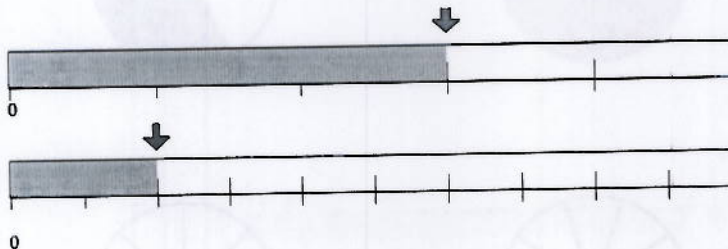
3.



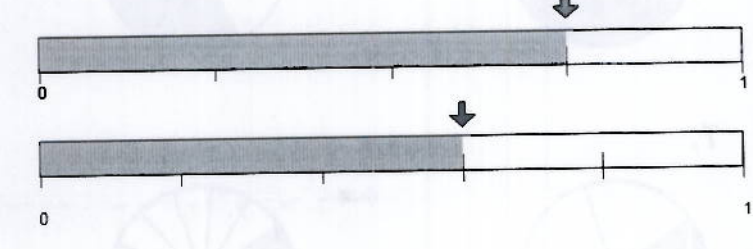
4.



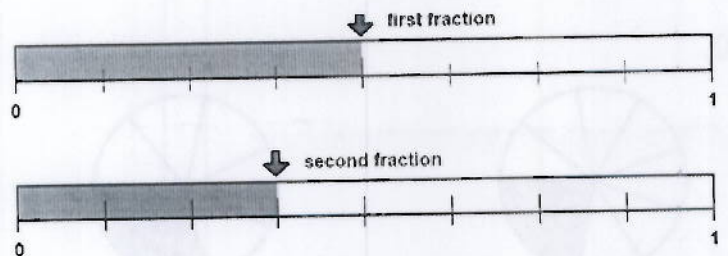
5.



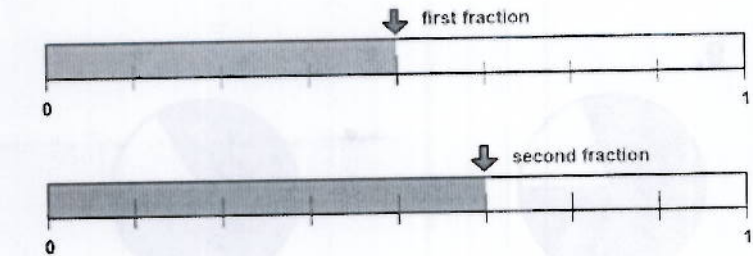
6.



7.



8.

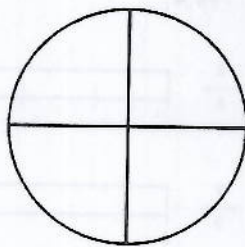
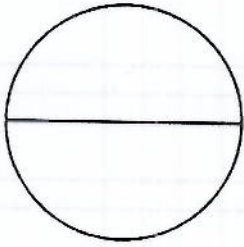


3. Compare with Circles

Name _____

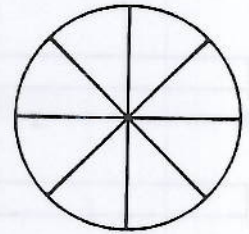
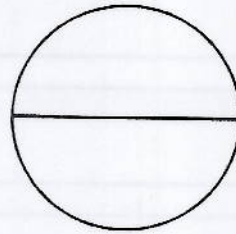
Shade the following fractions and complete each sentence using the <, >, or = symbols.

1.



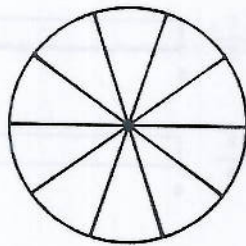
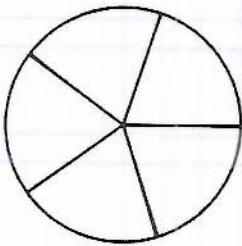
$$\frac{1}{2} \quad \square \quad \frac{3}{4}$$

2.



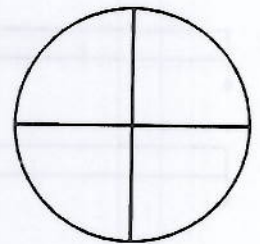
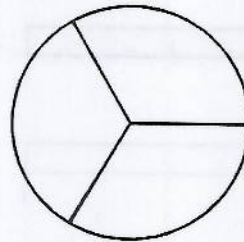
$$\frac{1}{2} \quad \square \quad \frac{5}{8}$$

3.



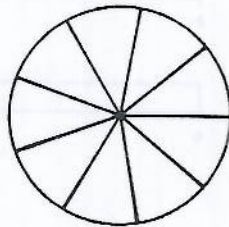
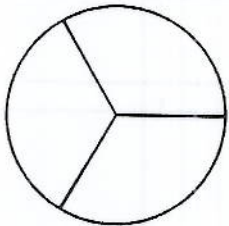
$$\frac{4}{5} \quad \square \quad \frac{7}{10}$$

4.



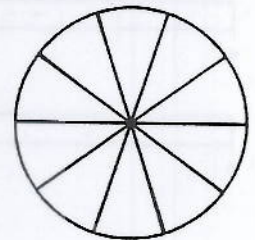
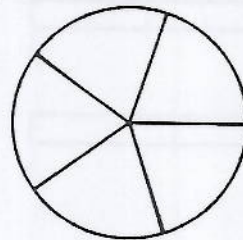
$$\frac{2}{3} \quad \square \quad \frac{3}{4}$$

5.



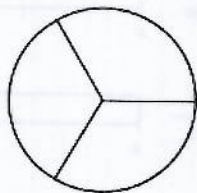
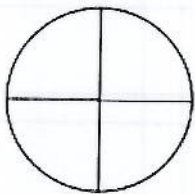
$$\frac{2}{3} \quad \square \quad \frac{8}{9}$$

6.



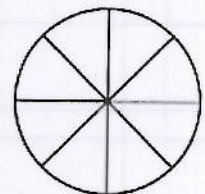
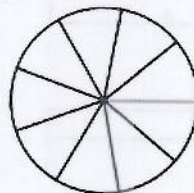
$$\frac{4}{5} \quad \square \quad \frac{8}{10}$$

7.



$$\frac{3}{4} \quad \square \quad \frac{2}{3}$$

8.



$$\frac{1}{9} \quad \square \quad \frac{1}{8}$$

4. Compare with Lines


Name _____

Shade the following fractions and write a number sentence for each using the $<$, $>$, or $=$ symbols.



1.




2.




3.




4.





5.



6.



7.



8.

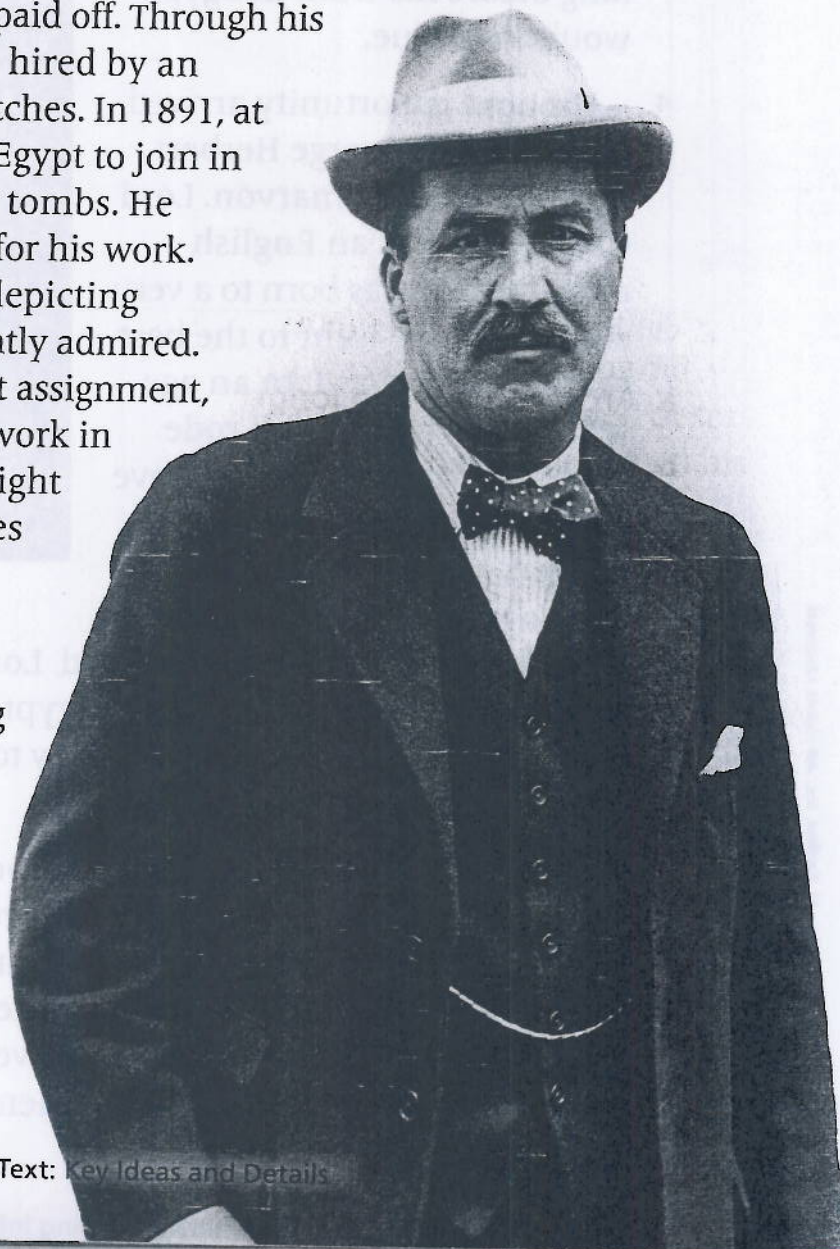


Howard Carter's Last Chance

(Genre: Biography)

- 1 Howard Carter was born in London on May 9, 1874. He was a sickly child. His parents sent him to live with his aunts in the countryside. They hoped it would improve his health, but he remained too weak for sports and exercise at school. The young Carter displayed great artistic ability, however. His father, Samuel Carter, was a successful illustrator and painter. He helped Howard learn these crafts.
- 2 Howard's early training paid off. Through his father's influence, he was hired by an archaeologist to draw sketches. In 1891, at age 17, Carter traveled to Egypt to join in the excavation of ancient tombs. He showed great enthusiasm for his work. His original approach to depicting tomb decorations was greatly admired. With the success of his first assignment, Carter easily found more work in Egypt. He spent the next eight years at archaeological sites around the country. He worked with some of the best archaeologists of the day. He learned everything he could.

Howard Carter




KEY IDEAS AND DETAILS

RI.3.1, RI.3.2, RI.3.3, RI.3.10

3 Carter had come to Egypt as a gifted young artist. Through years of hard work, he had gained new skills. He was a good planner and manager. He was a careful excavator. He became an experienced engineer. In 1899, he was appointed chief inspector of the Egyptian Antiquities Service. As part of this job, Carter protected ancient ruins from decay. He protected ancient artifacts from tomb robbers. He approved plans for new digs. And he led many excavations himself. Carter left this job in 1905. But it was not long before his work in Egypt would continue.


4 His next opportunity arrived when he met George Herbert, the 5th Earl of Carnarvon. Lord Carnarvon was an English aristocrat. He was born to a very rich family. He went to the best schools in England. In an age when most people still rode horse-drawn carriages, he drove automobiles. In 1901, he was injured in a driving accident.



Lord Carnarvon

Due to his injuries, he suffered in cold weather. To escape the cold, Lord Carnarvon began spending his winters in Egypt in 1903. In Egypt, he became interested in archaeology. He used his own money to fund expeditions. He searched the deserts for lost tombs.

5 Carnarvon's first attempts did not work out. So in 1907, he hired Howard Carter. Carter introduced Lord Carnarvon to modern techniques of excavation. He made sure that every detail of his work was recorded. Sure enough, with Carter in the lead, Carnarvon's team had some success. But all their discoveries would pale in comparison to the great find that lay ahead of them.



- 6 In 1914, Carnarvon received approval for a new dig. He hoped to find a lost tomb in the Valley of the Kings. He hired Howard Carter to lead the job. Archaeologists had assumed there were no more tombs to be found in the Valley of the Kings. Carter aimed to prove them wrong. He organized a team and set to work. Years passed without a major discovery. Carter's workers moved 200,000 tons of rock, sand, and earth. They achieved next to nothing. It began to seem that Carter had been mistaken. Lord Carnarvon began to lose hope. He gave Carter one last chance.
- 7 On November 1, 1922, Carter led his team on one last dig. At first things went no better than before. But Carter's bad luck changed on the morning of November 4. A young Egyptian boy, hired to bring water to the workers, was using a stick to dig in the ground. He was making a hole to hold a water jar. Instead, he found a stone step! Carter's crew started digging in this area immediately. They found stairs leading down to a sealed door. Could this be the entrance to Tutankhamun's tomb?
- 8 Carter ordered the workers to refill the hole and guard it. He made preparations to return to the site. Carnarvon was out of the country. Carter sent word to him about the find. Weeks later, Carnarvon arrived in Egypt. At last, work at the site resumed. This time, the workers cleared the stairs completely. At the bottom of the door, Carter found the seal of Tutankhamun.

- 9 The door was opened. Carter and Carnarvon found themselves in a dark passage full of rubble. The workers cleared the passage. They found another sealed door with the mark of Tutankhamun. Carter's hands shook as he made a small opening in the door. He saw only darkness beyond. Carter held a candle through the opening. He looked inside. The candle flickered as hot air rushed out of the chamber. Carter's eyes soon adjusted to the light. He could see the contents of the room. "Strange animals, statues, and gold," Carter would later write. "Everywhere the glint of gold."
- 10 Carter was in awe. He couldn't speak. Lord Carnarvon, standing beside him, couldn't stand the suspense. "Can you see anything?" he asked. "Yes," replied Carter, "wonderful things."
- 11 It took eight years before all those wonderful things had been removed from Tutankhamun's tomb. The tomb was remarkably complete. It was perhaps the greatest find in the history of Egyptian archaeology. The name of the man who found it will be remembered forever beside the name of Tutankhamun.

Comprehension Check

- Based on information in the text, what was Howard Carter's success as an archaeologist mainly a result of?
 - his father's influence
 - his relationship with Carnarvon
 - his skill and hard work
 - his consistent good luck
- What trait described in the text helped Carter most at the beginning of his career?
 - his ability to organize and plan
 - his knowledge of archaeological techniques
 - his love of Egyptian history
 - his artistic ability

3. Paragraph 10 states that "Carter was in awe" when he first saw the contents of the tomb. Describe further how Carter must have felt at this moment. What details in the text support the idea that this was the greatest event of Carter's life.

4. In paragraph 4, we learn that Carnarvon was injured in a car accident. Using evidence from the text, describe the series of events that links his accident to the discovery of the tomb of Tutankhamun.
