


Name: \_\_\_\_\_



# 3rd Grade Homework Packet

## Quarter 3 / Week 2

*The assigned homework is meant to increase student confidence and build foundational skills. This is one of the many ways we hope to keep the home to school connection strong.*

### **Math Practice:**

- Twice per week, students will receive an opportunity to practice what we are currently learning in the classroom.
- One night per week will be focused on strengthening your child's basic fact foundational knowledge. This will help support the grade level content we will be learning in the classroom. Although this is assigned once per week, it is encouraged to continually find opportunities to practice briefly throughout the week.

### **Reading:**

Students will read the attached reading material for the week. They may read it over several nights if needed. Then students must answer the comprehension check questions that follow. They can go back in the text to help them answer. This follows what we are doing in the classroom. They may also look up unfamiliar words and discuss the strategies on the sides of the passages.

Students are still encouraged to read each night for 20 minutes. However, instead of completing the reading log, students may write to their teacher about what they have read. Students can also use the attached reading material as part of the 20 minutes for one night.

**Please return packet at the end of the week.**







Name: \_\_\_\_\_

Mark the given measurement on the ruler.


$1\frac{1}{4}$  in




$1\frac{3}{4}$  in




2 in



1 in



$1\frac{1}{2}$  in



Name : \_\_\_\_\_

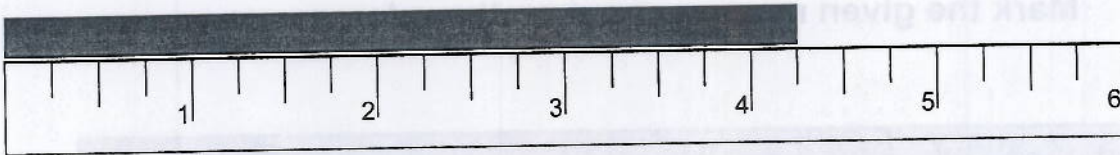
Score : \_\_\_\_\_

Teacher : \_\_\_\_\_

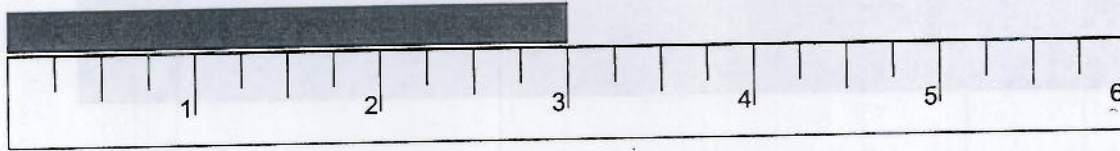
Date : \_\_\_\_\_

### Measuring in Inches

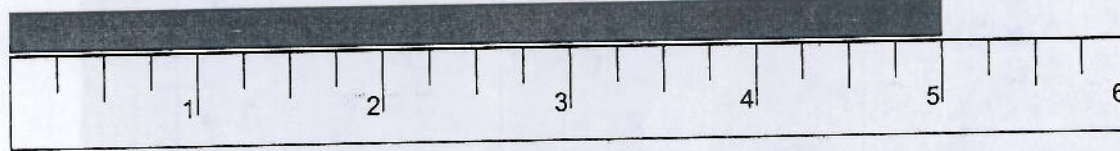
How many Inches ?



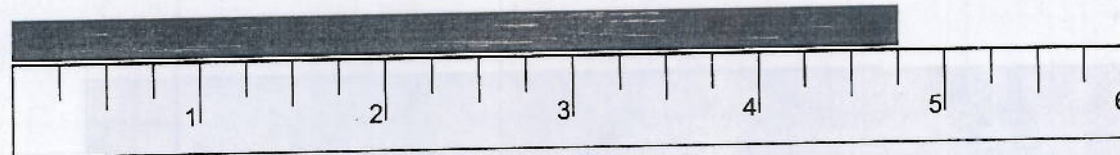
\_\_\_\_\_



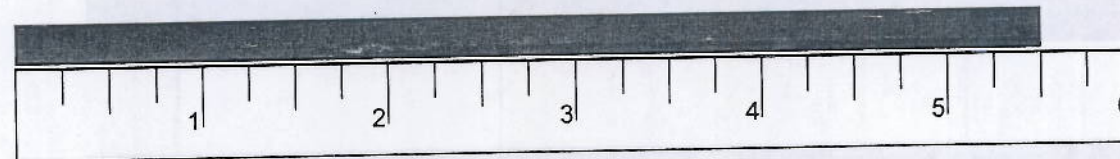
\_\_\_\_\_



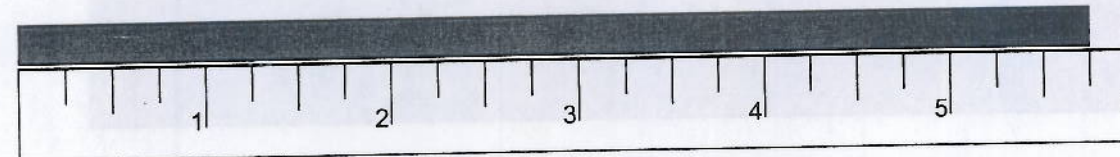
\_\_\_\_\_



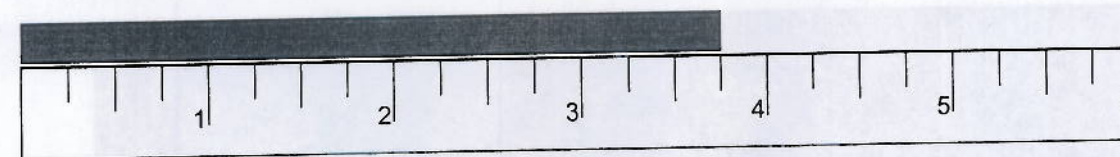
\_\_\_\_\_



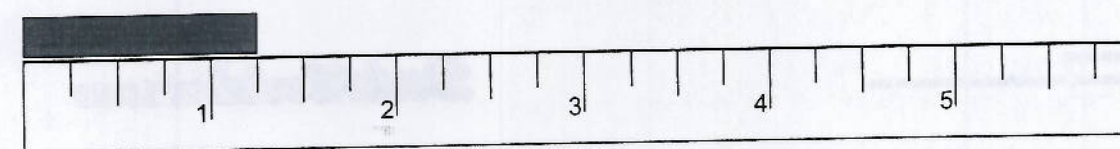
\_\_\_\_\_



\_\_\_\_\_



\_\_\_\_\_



\_\_\_\_\_



## Independent Practice

RL.3.1

### WORDS TO KNOW

despair

grief

invention

### CITE EVIDENCE

**A** Circle words in paragraphs 1 and 2 that tell where this fable happens.

**B** Why was it difficult to get water from the pitcher? Underline evidence from the text in your answer.



## The Crow and the Pitcher: A Retelling of an Aesop Fable

(Genre: Fable)

- 1 A Crow was faint with thirst. He was so thirsty that he was too weak to fly. The country road was so dusty that his beautiful black feathers turned gray. The dust got in his throat, making his need for water even greater.
- 2 As he passed a small farmhouse, the Crow could not believe what he saw. On the front porch stood a tall clay pitcher. It was the kind used to hold water. The Crow ran to it with delight. But when he reached it, his joy turned to **grief**. The pitcher contained only a little water.
- 3 He could not reach the water with his beak. If he turned the pitcher over, the water would run out. If he broke the pitcher, he would also lose the water. He had to have that water! He thought and thought until his head hurt.

# KEY IDEAS AND DETAILS

RL.3.1

## Independent Practice

- 4 In **despair**, he looked around at the pebbly ground. Pebbles! He picked up a few in his beak and dropped them in the pitcher. Again and again he did this. Soon the water level started to rise. At last the water was high enough that the Crow could reach it.
- 5 The pebbles and his own brainpower had saved the Crow's life.
- 6 *Moral: Necessity is the mother of invention. In other words, having a problem gives you a good reason to work hard toward a solution.*

### Comprehension Check

MORE ONLINE [sadlierconnect.com](http://sadlierconnect.com)

1. Why is it so important for the Crow to get water?
  - a. He is dying of thirst.
  - b. He has to wash his feathers.
  - c. He needs to rinse his throat to talk.
  - d. He likes the pitcher.
2. According to the text, how does the Crow finally get the water?
  - a. by finding a nearby stream
  - b. by knocking over the pitcher
  - c. by dropping pebbles in the pitcher
  - d. by asking the owner of the farmhouse
3. Reread the moral at the end of this fable. Why do you think the author wrote this fable? Use information from the text in your answer.

---

---

---

---