


Name: _____



3rd Grade Homework Packet

Quarter 2 / Week 9

The assigned homework is meant to increase student confidence and build foundational skills. This is one of the many ways we hope to keep the home to school connection strong.

Math Practice (3x per week):

- Twice per week, students will receive an opportunity to practice what we are currently learning in the classroom.
- One night per week will be focused on strengthening your child's basic fact foundational knowledge. This will help support the grade level content we will be learning in the classroom. Although this is assigned once per week, it is encouraged to continually find opportunities to practice briefly throughout the week.

Grammar (1x per week):

- One night per week, students will have the opportunity to practice their grammar. This grammar practice is a foundational skill that will help strengthen your child's reading and writing skills.

Homework Routine

Beginning of each week: The grade level homework packet will be sent home with each student. This packet will have all of the resources and activities needed for the week.

Daily:


- Parents are required to **sign** their child's Agenda Book on a daily basis. A signature confirms that the student has completed that night's homework and reading.
- Students are required to read for 20 minutes each night and record their progress in their Reading Log.
- One night of choice per week, the students are required to complete an extended Independent Reading practice. This is also located in the weekly homework packet, along with the reading log.

End of each week: The grade level homework packet is due. The completed packet is to be returned to your student's classroom teacher.




Partition and label each shape.


Ex) Split the shape into 2 equal parts and label each part.



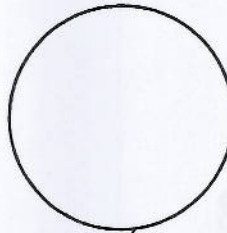
1) Split the shape into 8 equal parts and label each part.




2) Split the shape into 4 equal parts and label each part.



3) Split the shape into 3 equal parts and label each part.



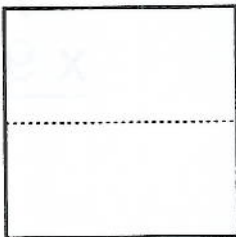
4) Split the shape into 6 equal parts and label each part.




5) Split the shape into 6 equal parts and label each part.



6) Split the shape into 8 equal parts and label each part.




7) Split the shape into 4 equal parts and label each part.



8) Split the shape into 2 equal parts and label each part.



9) Split the shape into 3 equal parts and label each part.



Name : _____

Score : _____

Teacher : _____

Date : _____

$$\begin{array}{r} 5 \\ \times 2 \\ \hline \end{array}$$

$$\begin{array}{r} 1 \\ \times 2 \\ \hline \end{array}$$

$$\begin{array}{r} 0 \\ \times 0 \\ \hline \end{array}$$

$$\begin{array}{r} 3 \\ \times 7 \\ \hline \end{array}$$

$$\begin{array}{r} 9 \\ \times 1 \\ \hline \end{array}$$

$$\begin{array}{r} 8 \\ \times 3 \\ \hline \end{array}$$

$$\begin{array}{r} 8 \\ \times 2 \\ \hline \end{array}$$

$$\begin{array}{r} 8 \\ \times 3 \\ \hline \end{array}$$

$$\begin{array}{r} 2 \\ \times 6 \\ \hline \end{array}$$

$$\begin{array}{r} 3 \\ \times 8 \\ \hline \end{array}$$

$$\begin{array}{r} 6 \\ \times 5 \\ \hline \end{array}$$

$$\begin{array}{r} 7 \\ \times 9 \\ \hline \end{array}$$

$$\begin{array}{r} 4 \\ \times 0 \\ \hline \end{array}$$

$$\begin{array}{r} 2 \\ \times 4 \\ \hline \end{array}$$

$$\begin{array}{r} 0 \\ \times 1 \\ \hline \end{array}$$

$$\begin{array}{r} 2 \\ \times 7 \\ \hline \end{array}$$



Name: _____

Date: _____

Partitioning Shapes

Partition each shape into equal parts and label each part with a fraction.


1.

fifths



2.

fourths



3.

thirds



4.

halves




5.

eighths




6.

sixths



7.

thirds



8.

fifths



9.

tenths



Name: _____


Adjective or Adverb?

Adjectives describe nouns. Adverbs describe verbs.

The blue car is in the driveway.

The word *blue* describes the car.

Since *car* is a noun, the word *blue* is an adjective.



She quickly typed an e-mail.

The word *quickly* describes how she typed.

Since *typed* is a verb, the word *quickly* is an adverb.

Circle the correct words in parenthesis below.

1. The fat duck ate a fish.

The word fat describes (the duck / the fish).

Duck is a (noun / verb).

Fat is an (adjective / adverb).

2. The boy yells louder than anyone else.

The word louder describes (how the boy yells / the boy).

The word yells is a (noun / verb).

Louder is an (adjective / adverb).

Name: _____

3. We ate the hot soup.

The word hot describes (the soup / how we ate the soup).

The word soup is a (noun / verb).

Hot is an (adjective / adverb).

4. Grandpa walked slowly to the garage.

The word slowly describes (grandpa / how grandpa walked).

The word walked is a (noun / verb).

Slowly is an (adjective / adverb).

5. Marla patiently waited her turn.

The word patiently describes (how Marla waited / Marla).

The word waited is a (noun / verb).

Patiently is an (adjective / adverb).

6. A red firetruck zoomed down the street.

The word red describes (the firetruck / how fast the firetruck was going).

The word firetruck is a (noun / verb).

Red is an (adjective / adverb).

