

Name: \_\_\_\_\_



# 3rd Grade Homework Packet

## Quarter 2 / Week 4

*Each homework packet is sent home at the beginning of every week and is due at the end of the week. The assigned homework is meant to increase student confidence and build foundational skills. This is one of the many ways we hope to keep the home to school connection strong.*

### **Math Practice (3x per week):**

- Twice per week, students will receive an opportunity to practice what we are currently learning in the classroom.
- One night per week will be focused on strengthening your child's basic fact foundational knowledge. This will help support the grade level content we will be learning in the classroom. Although this is assigned once per week, it is encouraged to continually find opportunities to practice briefly throughout the week.

### **Word Study (1x per week):**

- One night per week, students will have the opportunity to build their vocabulary. This vocabulary is a foundational skill that will help to strengthen your child's reading and writing skills.


### **Homework Routine**

**Beginning of each week:** The grade level homework packet will be sent home with each student. This packet will have all of the resources and activities needed for the week.

### **Daily:**

- Parents are required to sign their child's Agenda Book on a daily basis. A signature confirms that the student has completed that night's homework and reading.
- Students are required to read for 20 minutes each night and record their progress in their Reading Log. This is also located in the weekly homework packet.

**End of each week:** The grade level homework packet is due. The completed packet is to be returned to your student's classroom teacher.



# 3x Table Fact Family Arrays

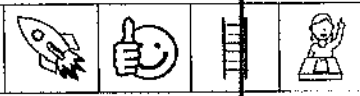


Name: \_\_\_\_\_

Date: \_\_\_\_\_

$3 \times 1 = 3$ $3 \times 2 = 6$ $3 \times 3 = 9$ $3 \times 4 = 12$ $3 \times 5 = 15$ $3 \times 6 = 18$ $3 \times 7 = 21$ $3 \times 8 = 24$ $3 \times 9 = 27$	$3 \times 1 = 3$ $3 \times 2 = 6$ $3 \times 3 = 9$ $3 \times 4 = 12$ $3 \times 5 = 15$ $3 \times 6 = 18$ $3 \times 7 = 21$ $3 \times 8 = 24$ $3 \times 9 = 27$	$3 \times 1 = 3$ $3 \times 2 = 6$ $3 \times 3 = 9$ $3 \times 4 = 12$ $3 \times 5 = 15$ $3 \times 6 = 18$ $3 \times 7 = 21$ $3 \times 8 = 24$ $3 \times 9 = 27$
$3 \times 1 = 3$ $3 \times 2 = 6$ $3 \times 3 = 9$ $3 \times 4 = 12$ $3 \times 5 = 15$ $3 \times 6 = 18$ $3 \times 7 = 21$ $3 \times 8 = 24$ $3 \times 9 = 27$	$3 \times 1 = 3$ $3 \times 2 = 6$ $3 \times 3 = 9$ $3 \times 4 = 12$ $3 \times 5 = 15$ $3 \times 6 = 18$ $3 \times 7 = 21$ $3 \times 8 = 24$ $3 \times 9 = 27$	$3 \times 1 = 3$ $3 \times 2 = 6$ $3 \times 3 = 9$ $3 \times 4 = 12$ $3 \times 5 = 15$ $3 \times 6 = 18$ $3 \times 7 = 21$ $3 \times 8 = 24$ $3 \times 9 = 27$
$3 \times 1 = 3$ $3 \times 2 = 6$ $3 \times 3 = 9$ $3 \times 4 = 12$ $3 \times 5 = 15$ $3 \times 6 = 18$ $3 \times 7 = 21$ $3 \times 8 = 24$ $3 \times 9 = 27$	$3 \times 1 = 3$ $3 \times 2 = 6$ $3 \times 3 = 9$ $3 \times 4 = 12$ $3 \times 5 = 15$ $3 \times 6 = 18$ $3 \times 7 = 21$ $3 \times 8 = 24$ $3 \times 9 = 27$	$3 \times 1 = 3$ $3 \times 2 = 6$ $3 \times 3 = 9$ $3 \times 4 = 12$ $3 \times 5 = 15$ $3 \times 6 = 18$ $3 \times 7 = 21$ $3 \times 8 = 24$ $3 \times 9 = 27$
$3 \times 1 = 3$ $3 \times 2 = 6$ $3 \times 3 = 9$ $3 \times 4 = 12$ $3 \times 5 = 15$ $3 \times 6 = 18$ $3 \times 7 = 21$ $3 \times 8 = 24$ $3 \times 9 = 27$	$3 \times 1 = 3$ $3 \times 2 = 6$ $3 \times 3 = 9$ $3 \times 4 = 12$ $3 \times 5 = 15$ $3 \times 6 = 18$ $3 \times 7 = 21$ $3 \times 8 = 24$ $3 \times 9 = 27$	$3 \times 1 = 3$ $3 \times 2 = 6$ $3 \times 3 = 9$ $3 \times 4 = 12$ $3 \times 5 = 15$ $3 \times 6 = 18$ $3 \times 7 = 21$ $3 \times 8 = 24$ $3 \times 9 = 27$

I can use arrays to work out all of the 3x table multiplication and division facts.



10411

# 6x Table Fact Family Arrays



Name: \_\_\_\_\_

Date: \_\_\_\_\_

6 x 1 = 6	1 x 6 = 6
6 x 2 = 12	2 x 6 = 12
6 x 3 = 18	3 x 6 = 18
6 x 4 = 24	4 x 6 = 24
6 x 5 = 30	5 x 6 = 30
6 x 6 = 36	6 x 6 = 36

6	12	18	24	30	36
1	2	3	4	5	6

6	12	18	24	30	36
1	2	3	4	5	6

6	12	18	24	30	36
1	2	3	4	5	6

6	12	18	24	30	36
1	2	3	4	5	6

6	12	18	24	30	36
1	2	3	4	5	6

6	12	18	24	30	36
1	2	3	4	5	6

6	12	18	24	30	36
1	2	3	4	5	6

6	12	18	24	30	36
1	2	3	4	5	6

6	12	18	24	30	36
1	2	3	4	5	6

6	12	18	24	30	36
1	2	3	4	5	6

I can use arrays to work out all of the 6x table multiplication and division facts.



Name : \_\_\_\_\_

Score : \_\_\_\_\_

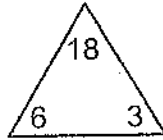
Teacher : \_\_\_\_\_

Date : \_\_\_\_\_

### Complete Each Family of Facts

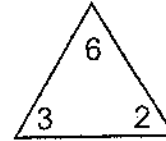
1042

1)



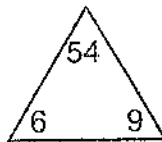
$$\begin{array}{l} \square \times \square = \square \\ \square \times \square = \square \\ \square \div \square = \square \\ \square \div \square = \square \end{array}$$

4)



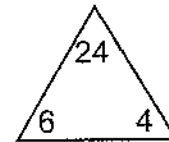
$$\begin{array}{l} \square \times \square = \square \\ \square \times \square = \square \\ \square \div \square = \square \\ \square \div \square = \square \end{array}$$

2)



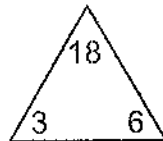
$$\begin{array}{l} \square \times \square = \square \\ \square \times \square = \square \\ \square \div \square = \square \\ \square \div \square = \square \end{array}$$

5)



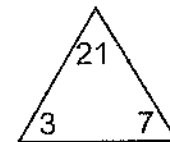
$$\begin{array}{l} \square \times \square = \square \\ \square \times \square = \square \\ \square \div \square = \square \\ \square \div \square = \square \end{array}$$

3)



$$\begin{array}{l} \square \times \square = \square \\ \square \times \square = \square \\ \square \div \square = \square \\ \square \div \square = \square \end{array}$$

6)



$$\begin{array}{l} \square \times \square = \square \\ \square \times \square = \square \\ \square \div \square = \square \\ \square \div \square = \square \end{array}$$

# Basic Facts

Quarter 2 / Week 4

Multiplication Chart - nicholasacademy.com													
X	0	1	2	3	4	5	6	7	8	9	10	11	12
0	0	0	0	0	0	0	0	0	0	0	0	0	0
1	0	1	2	3	4	5	6	7	8	9	10	11	12
2	0	2	4	6	8	10	12	14	16	18	20	22	24
3	0	3	6	9	12	15	18	21	24	27	30	33	36
4	0	4	8	12	16	20	24	28	32	36	40	44	48
5	0	5	10	15	20	25	30	35	40	45	50	55	60
6	0	6	12	18	24	30	36	42	48	54	60	66	72
7	0	7	14	21	28	35	42	49	56	63	70	77	84
8	0	8	16	24	32	40	48	56	64	72	80	88	96
9	0	9	18	27	36	45	54	63	72	81	90	99	108
10	0	10	20	30	40	50	60	70	80	90	100	110	120
11	0	11	22	33	44	55	66	77	88	99	110	121	132
12	0	12	24	36	48	60	72	84	96	108	120	132	144

**This week, we are focusing on the 3 & 6's times tables!**

Times tables to review:

0, 1, 2, 4, 5, 8, 9, 10

# TIER II HOMEWORK CHOICE BOARD

## WEEK 6

Choice 1: Use this week's words in an original short story. Your goal is to use as many of this week's vocabulary words in the story as you possibly can! Underline each word as it is used.

Choice 2: Tier II Vocabulary Hint! Create a sentence that hints at this week's words without using the actual word itself. Your hint should point to each Tier II Vocabulary Word. Have a parent, classmate, or teacher see if they can figure out which word matches up with this week's Tier II words!

Choice 3: Create a Word Cloud using [http://www.abcya.com/word\\_clouds.htm](http://www.abcya.com/word_clouds.htm)

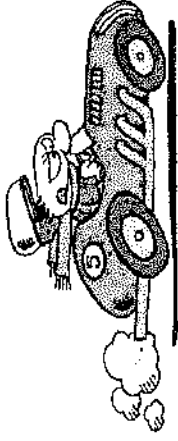
Choice 4: Definition Challenge! Define each main word and as many subcategory words as you can without repeating any of the definitions.

Choice 5: Create a word search for this week's Tier II Vocabulary words.

[http://www.abcya.com/make\\_a\\_word\\_search.htm](http://www.abcya.com/make_a_word_search.htm)

# **Week 6**

**Fast**



**Slow**



**Brisk**

**Apathetic**

**Swift**

**Passive**

**Supersonic**

**Gradual**

**Posthaste**

**Sluggish**



# Weekly Reading Log

Date	Title	Write one sentence about what you read
<u>Monday</u>		<hr/> <hr/> <hr/> <hr/> <hr/> <hr/> <hr/> <hr/> <hr/> <hr/>
<u>Tuesday</u>		<hr/> <hr/> <hr/> <hr/> <hr/> <hr/> <hr/> <hr/> <hr/> <hr/>

Wednesday

Blank writing area for Wednesday.

Handwriting practice lines for Wednesday, consisting of ten horizontal lines with a dashed midline.

Thursday

Blank writing area for Thursday.

Handwriting practice lines for Thursday, consisting of ten horizontal lines with a dashed midline.