

Name: _____



3rd Grade Homework Packet

Quarter 1 / Week 8

Each homework packet is sent home at the beginning of every week and is due at the end of the week. The assigned homework is meant to increase student confidence and build foundational skills. This is one of the many ways we hope to keep the home to school connection strong.

Math Practice (3x per week):

- Twice per week, students will receive an opportunity to practice what we are currently learning in the classroom.
- One night per week will be focused on strengthening your child's basic fact foundational knowledge. This will help support the grade level content we will be learning in the classroom. Although this is assigned once per week, it is encouraged to continually find opportunities to practice briefly throughout the week.

Word Study (1x per week):

- One night per week, students will have the opportunity to build their vocabulary. This vocabulary is a foundational skill that will help to strengthen your child's reading and writing skills.


Homework Routine

Beginning of each week: The grade level homework packet will be sent home with each student. This packet will have all of the resources and activities needed for the week.

Daily:

- Parents are required to sign their child's Agenda Book on a daily basis. A signature confirms that the student has completed that night's homework and reading.
- Students are required to read for 20 minutes each night and record their progress in their Reading Log. This is also located in the weekly homework packet.

End of each week: The grade level homework packet is due. The completed packet is to be returned to your student's classroom teacher.



Day 1

Name: _____

Monday's Homework

Directions: Use a red and yellow crayon or colored pencil to highlight the multiples of 5 (products of 5's facts). Look at the pattern you have created. In the space provided below, describe this pattern, as though you were talking on the phone to a friend who missed class today but who has a multiplication table handy. What patterns did you notice?

X	1	2	3	4	5	6	7	8	9	10	11	12
1	1	2	3	4	5	6	7	8	9	10	11	12
2	2	4	6	8	10	12	14	16	18	20	22	24
3	3	6	9	12	15	18	21	24	27	30	33	36
4	4	8	12	16	20	24	28	32	36	40	44	48
5	5	10	15	20	25	30	35	40	45	50	55	60
6	6	12	18	24	30	36	42	48	54	60	66	72
7	7	14	21	28	35	42	49	56	63	70	77	84
8	8	16	24	32	40	48	56	64	72	80	88	96
9	9	18	27	36	45	54	63	72	81	90	99	108
10	10	20	30	40	50	60	70	80	90	100	110	120
11	11	22	33	44	55	66	77	88	99	110	121	132
12	12	24	36	48	60	72	84	96	108	120	132	144

Day 2

_____ Name: _____ Date: _____

Relating Multiplication and Division with Facts with 4

Draw a representation to solve for the unknown. Write a multiplication equation related to the division equation. Solve for the unknown.

<p>1. $32 \div 4 = n$</p> <p>$n =$ _____</p>	<p>2. $20 \div 4 = n$</p> <p>$n =$ _____</p>
<p>3. $4 \div 4 = n$</p> <p>$n =$ _____</p>	<p>4. $24 \div 4 = n$</p> <p>$n =$ _____</p>

How can thinking about the relationship between multiplication and division help you decide how to represent and solve a problem?

Multiplication #2 (x2)

Basic Facts

$$\begin{array}{r} 2 \\ \times 0 \\ \hline \end{array}$$

$$\begin{array}{r} 10 \\ \times 2 \\ \hline \end{array}$$

$$\begin{array}{r} 0 \\ \times 2 \\ \hline \end{array}$$

$$\begin{array}{r} 2 \\ \times 1 \\ \hline \end{array}$$

$$\begin{array}{r} 2 \\ \times 4 \\ \hline \end{array}$$

$$\begin{array}{r} 2 \\ \times 5 \\ \hline \end{array}$$

$$\begin{array}{r} 4 \\ \times 2 \\ \hline \end{array}$$

$$\begin{array}{r} 2 \\ \times 7 \\ \hline \end{array}$$

$$\begin{array}{r} 2 \\ \times 2 \\ \hline \end{array}$$

$$\begin{array}{r} 9 \\ \times 2 \\ \hline \end{array}$$

$$\begin{array}{r} 1 \\ \times 2 \\ \hline \end{array}$$

$$\begin{array}{r} 2 \\ \times 7 \\ \hline \end{array}$$

$$\begin{array}{r} 2 \\ \times 8 \\ \hline \end{array}$$

$$\begin{array}{r} 7 \\ \times 2 \\ \hline \end{array}$$

$$\begin{array}{r} 2 \\ \times 10 \\ \hline \end{array}$$

$$\begin{array}{r} 7 \\ \times 2 \\ \hline \end{array}$$

$$\begin{array}{r} 9 \\ \times 2 \\ \hline \end{array}$$

$$\begin{array}{r} 0 \\ \times 2 \\ \hline \end{array}$$

$$\begin{array}{r} 2 \\ \times 5 \\ \hline \end{array}$$

$$\begin{array}{r} 2 \\ \times 1 \\ \hline \end{array}$$

$$\begin{array}{r} 2 \\ \times 1 \\ \hline \end{array}$$

$$\begin{array}{r} 2 \\ \times 2 \\ \hline \end{array}$$

$$\begin{array}{r} 9 \\ \times 2 \\ \hline \end{array}$$

$$\begin{array}{r} 8 \\ \times 2 \\ \hline \end{array}$$

$$\begin{array}{r} 2 \\ \times 2 \\ \hline \end{array}$$

$$\begin{array}{r} 5 \\ \times 2 \\ \hline \end{array}$$

$$\begin{array}{r} 3 \\ \times 2 \\ \hline \end{array}$$

$$\begin{array}{r} 2 \\ \times 0 \\ \hline \end{array}$$

$$\begin{array}{r} 2 \\ \times 0 \\ \hline \end{array}$$

$$\begin{array}{r} 2 \\ \times 0 \\ \hline \end{array}$$

$$\begin{array}{r} 8 \\ \times 2 \\ \hline \end{array}$$

$$\begin{array}{r} 0 \\ \times 2 \\ \hline \end{array}$$

$$\begin{array}{r} 1 \\ \times 2 \\ \hline \end{array}$$

$$\begin{array}{r} 9 \\ \times 2 \\ \hline \end{array}$$

$$\begin{array}{r} 2 \\ \times 2 \\ \hline \end{array}$$

$$\begin{array}{r} 10 \\ \times 2 \\ \hline \end{array}$$

$$\begin{array}{r} 2 \\ \times 7 \\ \hline \end{array}$$

$$\begin{array}{r} 2 \\ \times 5 \\ \hline \end{array}$$

$$\begin{array}{r} 2 \\ \times 6 \\ \hline \end{array}$$

$$\begin{array}{r} 2 \\ \times 2 \\ \hline \end{array}$$

$$\begin{array}{r} 5 \\ \times 2 \\ \hline \end{array}$$

$$\begin{array}{r} 2 \\ \times 0 \\ \hline \end{array}$$

$$\begin{array}{r} 6 \\ \times 2 \\ \hline \end{array}$$

$$\begin{array}{r} 2 \\ \times 4 \\ \hline \end{array}$$

$$\begin{array}{r} 3 \\ \times 2 \\ \hline \end{array}$$


$$\begin{array}{r} 2 \\ \times 5 \\ \hline \end{array}$$

$$\begin{array}{r} 6 \\ \times 2 \\ \hline \end{array}$$

$$\begin{array}{r} 2 \\ \times 2 \\ \hline \end{array}$$


$$\begin{array}{r} 2 \\ \times 4 \\ \hline \end{array}$$

$$\begin{array}{r} 2 \\ \times 3 \\ \hline \end{array}$$



Week 3

Clean



Dirty



Orderly

Unkempt

Pure

Murky

Unblemished

Polluted

Immaculate

Contaminated

TIER II HOMEWORK CHOICE BOARD

WEEK 3

Choice 1: Use this week's words in an original short story. Your goal is to use as many of this week's vocabulary words in the story as you possibly can! Underline each word as it is used.

Choice 2: Tier II Vocabulary Hint! Create a sentence that hints at this week's words without using the actual word itself. Your hint should point to each Tier II Vocabulary Word. Have a parent, classmate, or teacher see if they can figure out which word matches up with this week's Tier II words!

Choice 3: Create a Word Cloud using http://www.abcya.com/word_clouds.htm

Choice 4: Definition Challenge Define each main word and as many subcategory words as you can without repeating any of the definitions.

Choice 5: Create a word search for this week's Tier II Vocabulary words.

http://www.abcya.com/make_a_word_search.htm

Weekly Reading Log

Date	Title	Write one sentence about what you read
Monday		<hr/> <hr/> <hr/> <hr/> <hr/> <hr/> <hr/> <hr/> <hr/> <hr/>
Tuesday		<hr/> <hr/> <hr/> <hr/> <hr/> <hr/> <hr/> <hr/> <hr/> <hr/>

Wednesday

Thursday

<hr/> <hr/> <hr/> <hr/> <hr/> <hr/> <hr/> <hr/> <hr/> <hr/>	<hr/> <hr/> <hr/> <hr/> <hr/> <hr/> <hr/> <hr/> <hr/> <hr/>
---	---